Waterford Commons

Waterford, CT

Demographic Summary Report

2020 Census, 2025 Estimates & 2030 Projections
Source: Synergos Technologies, Inc

Current Year Demographics	1-Mile Radius	3-Mile Radius	5-Mile Radius	10-Min Drive
Current Population	1,586	26,289	80,213	75,303
Total Daytime Population	3,094	33,519	104,114	102,747
Workplace Population	1,956	13,904	50,685	50,584
Average Household Income	$157,060	$107,905	$109,078	$106,289
Median Household Income	$150,033	$84,592	$87,627	$86,355
Total Households	595	9,811	31,792	30,371
Median Home Value	$471,159	$384,759	$406,764	$386,819
College (4+)	38.2%	30.9%	35.3%	34.8%
Total Consumer Spending/Capita (Weekly)	$534	$485	$486	$483
% of Households with Children	38.1%	28.9%	25.9%	25.4%
2030 Demographic Projections				
Projected Population	1,611	26,494	80,958	75,932
Projected Annual Growth Rate	0.3%	0.2%	0.2%	0.2%
Projected Total Growth Rate (5-Yr)	1.6%	0.8%	0.9%	0.8%

3-Mile Radius Section Detail

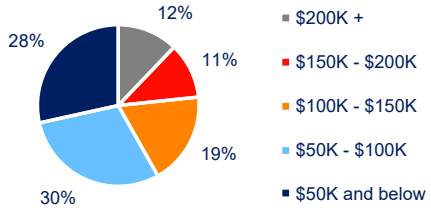

Household Income

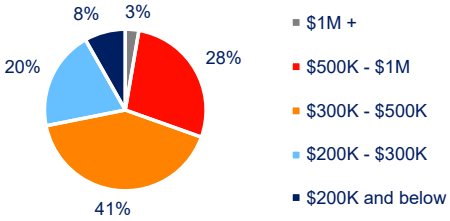

Home Value

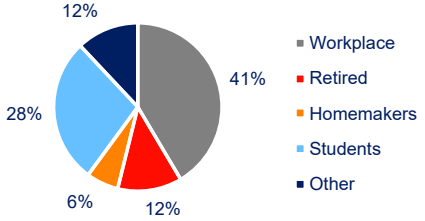

Daytime Population

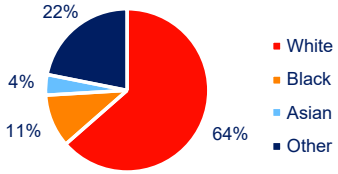

Hispanic Origin: 22.2%

Race

BRIXMOR